



Multiples





















multiples.vc

Trusted and verified valuation data

Public companies

M&A transactions

Funding rounds

	Company		HQ	Verticals		Stoc... EV/Revenues					
	Name	Ticker				12M	LTM	NTM	25	26	27
10	 ASML	ASML		Semiconductors	+2	117%	13.5x	12.0x	14.3x	12.5x	10.6x
11	 Micron	MU		Semiconductors	+3	357%	7.2x	4.4x	8.5x	4.8x	4.0x
12	 Palantir	PLTR		BI & Analytics S...	+5	72%	67.4x	43.3x	76.0x	47.3x	32.9x
13	 AMD	AMD		Semiconductors	+2	94%	8.5x	6.2x	9.2x	6.8x	4.7x
14	 Applied Materials	AMAT		Semiconductors	+3	157%	10.0x	8.7x	10.2x	9.1x	7.7x
15	 Lam Research	LRCX		Semiconductors	+2	218%	13.5x	10.9x	14.0x	11.4x	9.7x
16	 IBM	IBM		IT Consulting	+5	(4%)	4.0x	3.8x	4.1x	3.8x	3.7x
17	 SAP	SAP		ERP Software	+3	(32%)	5.0x	4.6x	5.2x	4.8x	4.3x
18	 Salesforce	CRM		Sales & Marketi...	+4	(25%)	4.6x	4.1x	4.7x	4.2x	3.9x
19	 Uber	UBER		Consumer Mark...	+4	5%	3.0x	2.7x	3.1x	2.8x	2.4x
20	Stryker	SYK		Autonomous AI ...	+1	4%	6.2x	5.7x	6.4x	5.8x	5.4x

15K+

public comps

Data powered exclusively
by FactSet and Morningstar

⌘ Multiples

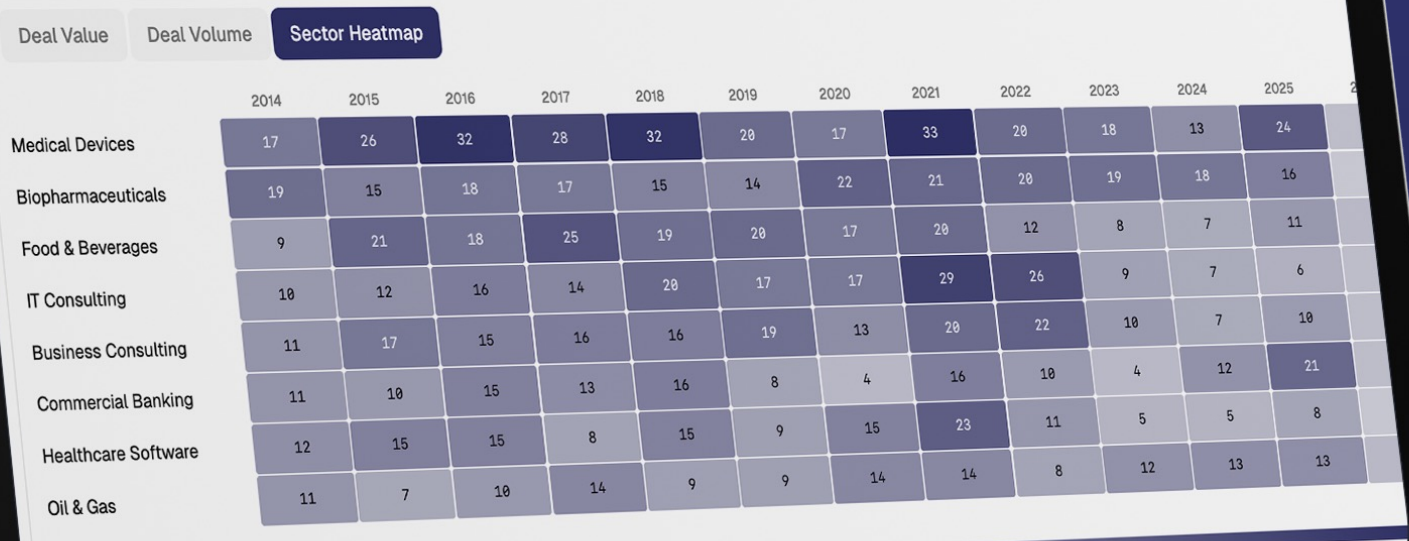
	Company		EV/Revenues					Revenue Growth		EV/EBITDA
	Name	HQ	LTM	NTM	25	26	27	NTM/LTM	25-27	LTM
1	Alphabet		8.6x	7.4x	8.9x	7.6x	6.6x	16%	16%	19.2x
2	Microsoft		9.6x	8.3x	9.9x	8.6x	7.4x	16%	16%	16.1x
3	Oracle		8.3x	6.5x	8.6x	6.8x	4.8x	29%	34%	15.2x
4	Palantir		67.4x	43.3x	76.0x	47.3x	32.9x	56%	52%	128.1x
5	Cisco		5.5x	5.1x	5.6x	5.2x	4.9x	7%	6%	14.1x
6	Alibaba Group		2.2x	1.9x	2.2x	2.0x	1.8x	11%	10%	16.8x
7	IBM		4.0x	3.8x	4.1x	3.8x	3.7x	5%	5%	14.5x
8	SAP		5.0x	4.6x	5.2x	4.8x	4.3x	7%	11%	15.8x
9	Salesforce		4.6x	4.1x	4.7x	4.2x	3.9x	11%	10%	11.2x
10	Shopify		12.3x	9.8x	13.0x	10.3x	8.3x	26%	25%	70.4x
11	AppLovin		24.4x	17.3x	26.8x	18.3x	14.2x	41%	37%	29.5x
12	S&P Global		9.3x	8.6x	9.4x	8.7x	8.1x	8%	7%	18.1x
13	Dell		1.1x	0.9x	1.1x	0.9x	0.8x	20%	16%	9.6x
14	Intuit		5.9x	5.2x	6.0x	5.4x	4.8x	13%	13%	13.8x
15	Palo Alto Networks		11.3x	9.3x	11.7x	9.7x	8.3x	21%	19%	36.0x
16	ServiceNow		8.0x	6.7x	8.3x	6.9x	5.8x	20%	19%	21.6x
	Median		2.6x	2.4x	2.8x	2.4x	2.2x	10%	11%	10.8x

Date	Target Name	Buyer Name	Target Details		Valuation (\$M)	EV
			Overview	HQ Verticals		
1 27-Mar-19	SABIC Agri-Nutrient	Saudi Aramco	SABIC Agri-Nutrient Co is engage...	Agriculture	98,710	2.7
2 12-Oct-15	SABMiller PLC	Tanzania Breweries	SABMiller plc is a multinational br...	Alcohol	96,700	3.7
3 16-Jan-17	Reynolds American	British American To...	Reynolds American is a major U.S....	Tobacco	86,000	6.8
4 29-Jul-25	Norfolk Southern Cor...	Union Pacific Corpo...	Norfolk Southern Corporation is a...	Road Transportation	85,000	7.0
5 22-Oct-16	Time Warner	AT&T	Time Warner was a New York-hea...	Media & Entertainm...	85,000	2.7
6 03-Dec-17	Aetna	CVS Health	Aetna is a health insurance provid...	Insurance Carriers	77,000	1.3
7 18-Jan-22	Activision Blizzard	Microsoft	Activision Blizzard is a Santa Moni...	Gaming - Console &...	75,400	8.2
8 20-Nov-19	Celgene	Bristol-Myers Squibb	Celgene is a biopharmaceutical c...	Biopharmaceuticals	74,000	4.8
9 14-Dec-17	21st Century Fox	Disney	21st Century Fox is a Los Angeles...	TV Broadcasting	71,300	2.5
10 16-Nov-14	Allergan	Actavis	Allergan is a Dublin-headquartere...	Biopharmaceuticals	70,500	9.9
11 26-May-22	VMware	Broadcom	VMware is a Palo Alto-headquarte...	Cloud Infrastructure	69,000	5.2
Median					238	3.2

150K+

M&A deals

Vetted and verified by our investment banking team



350K+

VC rounds

VC round multiples, from seed, through venture, to pre-IPO



Company	Name	Ticker	HQ	EV (\$M)	Revenue LTM			
					Feb-26	Jan-26	Dec-25	Nov-25
1	Amazon	AMZN	USA	2,357,504	731,146	721,722	714,586	708,068
2	Tencent	00700	China	592,162	111,504	109,056	107,599	104,852
3	Alibaba Group	09988	China	320,335	146,933	145,881	144,627	143,613
4	MercadoLibre	MELI34	Argentina	93,337	30,361	29,335	28,618	27,919
5	Pinduoduo	PDD	China	85,736	64,545	62,957	61,896	60,478
6	Sea	SE	Singapore	56,628	23,427	23,078	22,618	22,116
7	Carvana	CVNA	USA	49,927	21,252	20,440	19,900	19,250
Median				273	710	706	723	698

Keywords
Type in a keyword and press ↵ Enter

Companies
Name or ticker, e.g. Tesla or NVDA

Apply Filters **Clear**

Showing 179 results



METRIC
EV/Revenue ▾ LTM **NTM**

COMPANY
Amazon ×

TIME PERIOD
All Time **3Y** 1Y YTD
6M 1M

Robust analytics

Extract advanced insights through customizable charts

Tech-first categorization

Browse through 220+ verticals and 40+ technology themes

Communications

- Cable Service Providers
- Data Centers
- Internet Service Providers
- IoT
- Networking Hardware
- Satellite Communications
- Telecom Infrastructure
- Telecom Service Providers

Consumer Internet

- Consumer Apps
- Learning Platforms
- Online Betting
- Online Content & News
- Online Dating
- Online Jobs & Recruitment
- Online Travel
- Search Engines
- Social Networks
- Streaming

Consumer Products

- Alcohol

- B2B E-commerce
- Consumer E-commerce
- Horizontal E-commerce
- Vertical E-commerce

E-commerce - Marketplaces

- B2B Marketplaces
- Consumer Marketplaces
- Horizontal Marketplaces
- Vertical Marketplaces
- Classifieds
- Lead Generation
- Loyalty & Coupons

Energy - by Source

- Biomass
- Fossil Fuels
- Nuclear
- Solar
- Water
- Wind

Energy - by Value Chain

- Energy Equipment
- Energy Exploration & Generation
- Energy Services

Software - by Industry

- Automotive Software
- Education Software
- Energy & Utilities Software
- Financial Services Software
- Healthcare Software
- Industrial Software
- POS & Retail Software
- Professional Services Software
- Public Sector Software
- Real Estate Software
- Transportation Software
- Travel & Hospitality Software

Software - by Product

- AdTech Software
- Artificial Intelligence Software
- BI & Analytics Software
- Communications Software
- Content Management Software
- Design & Engineering Software
- E-commerce Software
- ERP Software

We cater to M&A firms, investing and ops roles across VC and PE, and fund admin providers

VC & PE

For investing and portfolio valuation roles at VC, growth equity, buyout funds, family offices

CARLYLE

maveron

IEQT

atomico°

M&A

For investment bankers, strategy consultants and in-house corporate development teams

i5 invest

stc pay

EVERCORE



Fund Service Providers

For fund admin software providers and adjacent supporting platforms

dealroom.co

VESTBERRY

ACE Alternatives

ScaleX Invest
By Early Metrics

Investment-grade data quality

Public companies

Raw analyst estimates and financials powered by **FACTSET** and **MORNINGSTAR**

50+ multiples and time series data based on forward-looking and historical financials

Compare metrics like EV/NTM Revenue, EV/2026 EBITDA, Rule of 40 and more

Private transactions

Sourced in-house through company filings, press releases, and 3rd party APIs

Harmonized and unified to form a unique data set across M&A and VC deals.

No outsourcing – manually verified, excluding unconfirmed and suspicious-looking data points

Trusted by leading firms globally

CARLYLE

PARTECH

 breega

 Paradigm

CHICAGO BOOTH 
The University of Chicago Booth School of Business

wood.

stc^{pay}

IEQT

atomico°

 EY



maveron

i5 invest

DOMO.VC

EVERCORE

Raw feedback from our customers

Multiples is an absolute game-changer and saved me countless hours of analysis. User-friendly UI makes it incredibly easy to focus on metrics that matter the most.



Adam Hajer
Investor at Russmedia

It's about time tech bankers get a user-friendly comps database that is actually made for tech ecosystem. I like Multiples UI and breadth of market verticals.



Silvio Bellini
Partner at Trikon Advisors

I like the simplicity and fluidity of the Multiples platform, and the killer part is really the “verticals” classification - super useful when trying to find comps that are actually relevant.



Victor Huberson
Investor at Partech

Fantastic tool for valuation analytics, unmatched data granularity. I love how accurate it is, super deep sector classification and modern UI. Makes my benchmarking very easy.



Marta Pyrzyk
Investor at Lightrock

We used to spend hours searching through comps to extract somewhat reliable info. With Multiples, we now have a highly efficient tool that has become essential to our analyses.



Emmanuel Gallet
Finance Manager at Breega

Extremely useful tool. I personally love the sector classification, which is much more updated and relevant to tech investors vs other tools in the market. It saves a lot of time!



Constanza Diaz
Investor at Octopus

Transparent and flexible pricing

Annual billing

\$239 per month

- Analyst estimates (NTM, 2027, 2028)
- 15,000+ public comps
- 150,000+ M&A deals
- 350,000+ funding rounds
- Advanced filtering
- Excel downloads
- 24/7 Slack support

Monthly billing

\$299 per month

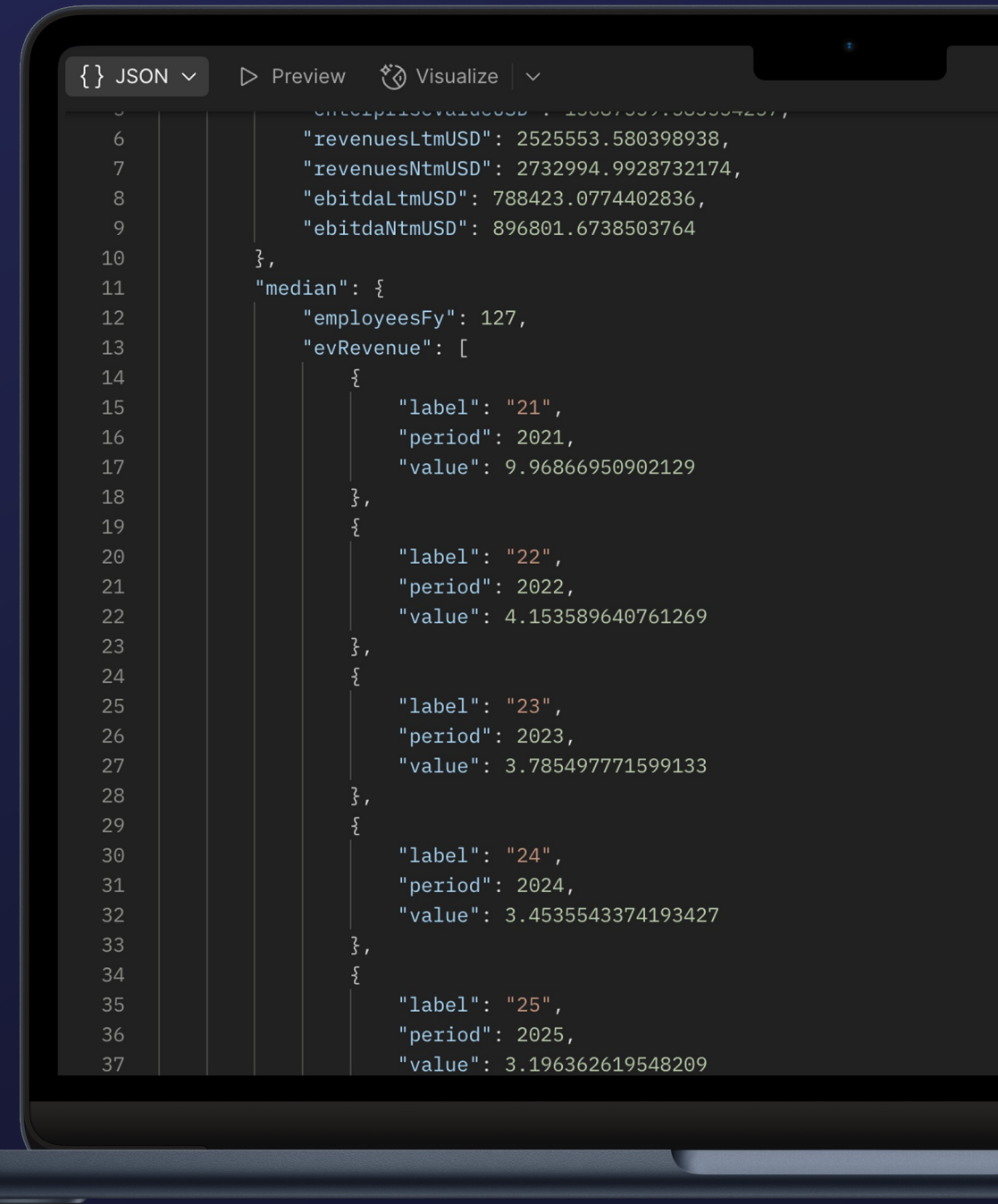
- Analyst estimates (NTM, 2027, 2028)
- 15,000+ public comps
- 150,000+ M&A deals
- 350,000+ funding rounds
- Advanced filtering
- Excel downloads
- 24/7 Slack support

Robust **API** for power users

Seamlessly integrate Multiples valuation data into your own product and workflows

Access historical, current and forecasted (analyst estimates) public valuation data across:

- 15,000+ public companies
- 220+ industry verticals
- 40+ technology themes
- All world's regions and countries





Multiples

multiples.vc